



Honey I Shrunk the Cub Scouts at Fall Encampment

October 17-19, 2025
Camp V-Bar

Register at:
bsa-selacouncil.org

Join us for a weekend of camping in the great outdoors, fun
Cub Scout activities and a chance for you Cub to learn new
skills and meet new friends from all around the Council.

Salmen Scout Reservation

27585 V-Bar Road, Perkinston, MS 39573

Camp Phone: (228) 255-7336

Scouting  **America**
Southeast Louisiana Council

Office: (504) 889-0388

Fax: (504) 889-1162 E-Mail: maria.foret@scouting.org

Online Registration

<http://www.bsa-selacouncil.org/fallencampment>

Table of Contents

Letter from Fall Encampment Coordinator	3
General Camp Information, Dates, Fees.....	4
Daily Schedule	5
Rotation Schedule	6
Preparing for Camp	7
Parking Tag	9
Program Details.....	10
Castle	10
Climbing Tower.....	10
Dining Hall.....	14
Target and Range Activities Field.....	14
Friday Arrival Activity.....	14
Camp V-Bar Information & Policies.....	15
Personal Equipment Checklist	16
Unit Equipment Checklist.....	17
Map to Camp	18
Camp V-Bar Map.....	19

*"A week of camp life is worth six months of theoretical teaching in the meeting room."
- Lord Baden-Powell*

LETTER FROM THE FALL ENCAMPMENT COORDINATOR

Dear Scout Leaders and Parents,

Welcome to Fall Encampment! We are excited to welcome everyone back to Camp V-Bar for a weekend of Cub Scout Fun and adventure. We hope that by the end of the weekend your Scouts will have unknowingly learned a new skill or two, made a new friend, discovered something about themselves they never knew and gained some confidence in their abilities. This campout is open to all Scouts, leaders, parents and siblings. Please come, camp and have a whole lot of fun with us.

This guide gives pack leaders and parents the information needed to plan for Fall Encampment. **SIGN-UP BETWEEN NOW AND SEPTEMBER 28th** to take advantage of the Early Bird fees per person and to ensure that your T-shirt order is available at camp. If you register after September 28th, registration increases to \$30 per person. **Registration will close on October 10th**. Information and registration are also available at the Council website by clicking [here](#).

The Southeast Louisiana Council and the Cub Scout Camping Committee look forward to providing each of you with a fantastic weekend filled with FUN, ADVENTURE, and QUALITY TIME! Council camping events such as Fall Encampment offer packs the opportunity to strengthen their program, help with retention of Scouts as well as prepare them for move up to the Scouts BSA program. Please encourage all your Cub Scouts to attend. Cub Scouts may attend with others from their pack, other members of their den, or just their family. Life can't get any better than what this weekend will provide between a child and their family – no matter what the combination – father/Cub, mother/Cub, total family. Mark your calendars now and take time to read all the information provided in this guide.

Do your best and have fun doing it!!

See you at Camp V-Bar!

Jonathan Bridier

Jonathan Bridier
Fall Encampment Event Chair



GENERAL CAMP INFORMATION, DATES, AND FEES

GENERAL CAMP INFORMATION	CAMP LOCATION: Salmen Scout Reservation, Camp V-Bar is located in Southern Mississippi approximately 1½ hours outside New Orleans, LA. Driving directions on page 16. Google Maps does GPS to the right location at the address below.	
	Salmen Scout Reservation, Camp V-Bar 27585 V-Bar Road Perkinston, MS 39573 Camp Office: (228) 255-7336 Ranger Office: (228) 255-1336	Southeast Louisiana Council, BSA 4200 S. I-10 Service Road West Metairie, LA 70001 Council Offices: (504) 889-0388

DATES	Fall Encampment Dates: October 17-19, 2025
	Check-in begins: 3:00pm Friday
	Check-out: 11:00am

CAMP FEES	Cubs/Siblings/Adults	Meal Plan Tickets	Friday dinner with not be served. Meal package begins on Saturday.
	\$15 - Early bird – Paid in Full by 9/28/2025	\$25 per meal plan	Meals are only sold as a package.
	\$30 - Regular – Paid in Full by 10/10/2025	Meals offered:	Packs may cook their own meals at their campsites.
		Saturday Breakfast	
		Saturday Lunch	
	Registration Closes 10/10/2025	Saturday Dinner	A 3% service fee is added for all Credit Card payments.
		Sunday Breakfast	
		Last day to purchase a meal package is 10/10/2025	

SHIRTS / PATCHES	T-Shirts available for pre-order with Registrations placed by 9/28/2025. Youth S, M, L - \$15 Adult S, M, L, XL, 2XL, 3XL - \$18
	Patches – Included in fees, will be included with Leader Packets on Sunday morning
	Shirts are only available during pre-order.

Registration may be done on an individual basis or as a Pack.

Some packs use a “Fall Encampment Coordinator” to collect registration payments, register participants and distribute information to the Pack.

REFUNDS:

Please refer to the council website for the council’s policy concerning refunds and refund requests.

<http://www.bsa-selacouncil.org/camping-outdoor-program/council-refund-policy/62964>

Daily Schedule (subject to change)

Time	Friday 10/17	Saturday 10/18	Sunday 10/19
6:00 AM		Reveille (Wake up)	Reveille (Wake up)
7:00 AM		Breakfast	COLD Breakfast
8:30 AM		Assembly at Flagpole (Admin Building)	
9:00 AM		Program Time	Interfaith Service
10:00 AM			Free Time
11:00 AM			Checkout
12:00 PM		Lunch (Dining Hall or Campsites)	
1:30 PM	Program Time		
3:00 PM		Check-In at Parking Lot (ends at 9 pm)	
4:45 PM	Assembly at Flagpole		
5:00 PM	Jamboree on the Air (Jung Lodge) & Jamboree on the Internet (Dining Hall)	Free time / Cooking at Campsites	
6:00 PM		Dinner (Dining Hall or Campsites)	
7:00 PM			
8:00 PM	Leader Info Meeting (Training Center)	Campfire	
9:00 PM	Staff Meeting (Training Center)		
10:00 PM	Taps (Bedtime)	Taps (Bedtime)	

IMPORTANT INFORMATION

If you don't read anything else in this guidebook, read these two pages please!

Preparation for Fall Encampment

1. An extremely important function of your planning is informing parents of camp plans. Prior to camp, communicate all information and include a copy or link to this guidebook via e-mail it to all parents/guardians who will be attending. **REGISTRATION FOR THIS EVENT ONLY MAY BE DONE ONLINE.** This guide includes a list of what to bring to camp, Salmen Scout Reservation/Camp V-Bar policies and procedures, and a map on how to get there.
2. Have a transportation plan to and from camp. Be sure every driver has the camp address and/or map. Share cell phone numbers in case someone becomes separated from the group. Walkie-talkies are great to use around camp. Cell phone coverage is limited on camp property.
3. Use the Buddy System! Have an experienced family (someone who has been to camp) mentor a new inexperienced family (someone who has never been to camp) by driving to camp together and helping to locate your assigned campsite for the weekend.
4. Only ONE Pack Gear Trailer (or Pack Vehicle loaded with Pack equipment) will be allowed to enter camp before 7:30 pm on Friday. No vehicles will be allowed to enter camp after 7:30 pm without special permission. We ask that no vehicles move around camp after dark as the area is not well lit. All vehicles other than the Pack Gear Trailer must park in one of the two parking lots and the gear carried to campsite.
5. If arriving after dark, have flashlights prepared and ready to use when you get out of your car. You will be walking with your gear to your campsite. Also, if you do not have a pack trailer and your gear is not being brought up early, you can bring a wagon to haul your gear to your campsite.
6. Vehicle ID Tag: Each vehicle coming to camp should display a sign in the front windshield with the Pack Number, District Name and Campsite Assignment. We will be directing traffic to the parking lot closest to your campsite based on this signage. The ID Tag will help us to reach you during the campout in the event we need to contact you regarding your vehicle. A sample of the windshield sign is included in this guidebook.
7. Campsite assignments will be based on registration numbers and will be provided shortly before or at check-in at the entrance to camp. These assignments **CANNOT** be changed after you arrive at camp. Campsite assignments only can be changed by the Camp Director and Camp V-Bar Ranger based on a problem with the campsite.
8. A "What to Bring Checklist" is included in this guidebook. This list is meant as a guide. Use your judgment in choosing what to bring to camp. Remember, everything you bring you must carry to and from your campsite and the parking lot.
9. Annual Health & Medical Forms – **EVERYONE** attending camp must fill out and bring the Annual Health & Medical Form with them to camp. These forms will remain with the campers or pack leadership (depending on your pack policies) during camp. These forms are necessary in the case of a medical emergency to provide additional information about medical conditions and medication to our Camp Health Officer or other emergency responders.

10. This is a great time to disconnect and enjoy fun in nature! Please limit the use of electronics. Camp V-Bar, Fall Encampment and the Southeast Louisiana Council are not responsible for lost, or damaged phones or other electronic devices.
11. **One last reminder: Closed-toe shoes MUST be worn by all individuals camping at Camp V-Bar. Sandals may ONLY be worn in the showers and may not be worn walking to and from the showers. This reminder is for your safety and the sanity of our health officer. Shoes MUST be worn in camp. NO BARE OR JUST SOCKED FEET ALLOWED!**



PARKING TAG

Southeast Louisiana Council

FALL ENCAMPMENT

This vehicle parking tag must be displayed on the dashboard at all times

It will help us to reach you during the campout in the event we need to contact you regarding this vehicle

NAME _____

UNIT TYPE AND NUMBER _____


DISTRICT _____

CAMPSITE (if camping) _____

PROGRAM DETAILS

Program details are subject to change due to the availability of supplies, volunteers, and many other factors. Please take the following lists as a possibility, not as a probability. We are still planning and tweaking the program.


CASTLE and SHIP



Unfortunately, due to damage from rain and sun over the years, the castle and pirate ship are closed until further notice for safety reasons.

CLIMBING TOWER

Our Climbing Tower has new siding and will be open for ALL Cubs to try climbing to the top and ringing the bell. Our Climbing staff is looking forward to helping you find a new passion.



RANGE AND TARGET ACTIVITIES



Archery



BB guns



Sling Shots

FRIDAY ARRIVAL ACTIVITY

Jamboree on the Air and Jamboree on the Internet



We are once again lucky that Fall Encampment falls on the same weekend as Jamboree on the Air/Jamboree on the Internet. This affords us the opportunity to communicate with Scouts from around the world using Ham radios, internet connections as well as other technologies.

Stop by the Jung Lodge front porch at 5:00 pm to get a chance to talk to Scouts from other areas around the globe.



Join us in the Dining Hall at 5:00 pm to participate in Jamboree on the Internet activities.



CAMP V-BAR GENERAL INFORMATION AND POLICIES

Refer to the [Camp V-Bar General Information and Policies](#) for:

- Driving Directions
- Camp Map
- Camp Amenities
- Policies



SUGGESTED PERSONAL EQUIPMENT LIST

This list is meant to serve as a guide. Use your judgment in choosing what to bring to camp.

Individual Scout Equipment:

- ☐ Cash for Trading Post
(**no large bills** please) (debit/credit cards also accepted)
- ☐ Family or personal tent(s) and tarp(s) to put under the tent in case the ground is damp (families camp together)
- ☐ Signed Annual Health & Medical form for each participant
- ☐ Cub t-shirts
- ☐ Shorts and pants
- ☐ Jackets or sweatshirt (it does get cool at night)
- ☐ Socks and shoes (closed toe) or hiking boots and shower shoes if using the shower while in camp
- ☐ Cap or hat for sun protection
- ☐ Underwear
- ☐ Pajamas or sleeping clothes
- ☐ Sleeping bag or blankets and sheet
- ☐ Pillow
- ☐ Wagon or trashcan on wheels to haul gear to campsite
- ☐ Personal first aid kit
- ☐ Poncho or rain jacket
- ☐ Towels and washcloth
- ☐ Soap and shampoo
- ☐ Toothbrush and toothpaste
- ☐ Comb, brush and mirror
- ☐ Flashlight and extra batteries
- ☐ Insect repellent (non-aerosol)
- ☐ Sunscreen
- ☐ Water bottle or canteen and cup

DO NOT BRING:

- ☐ Any expensive items
- ☐ iPads or similar devices
- ☐ TVs
- ☐ Electronic games
- ☐ Fireworks
- ☐ Hunting knives
- ☐ Pets
- ☐ Personal firearms and/or ammunition
- ☐ Personal bows and arrows

SOME ITEMS THAT WILL BE SOLD IN THE TRADING POST:

- Sodas, snacks and ice cream
- Flashlights and batteries
- Camp apparel and camping gadgets
- Slushies
- Ice is free in the Trading Post

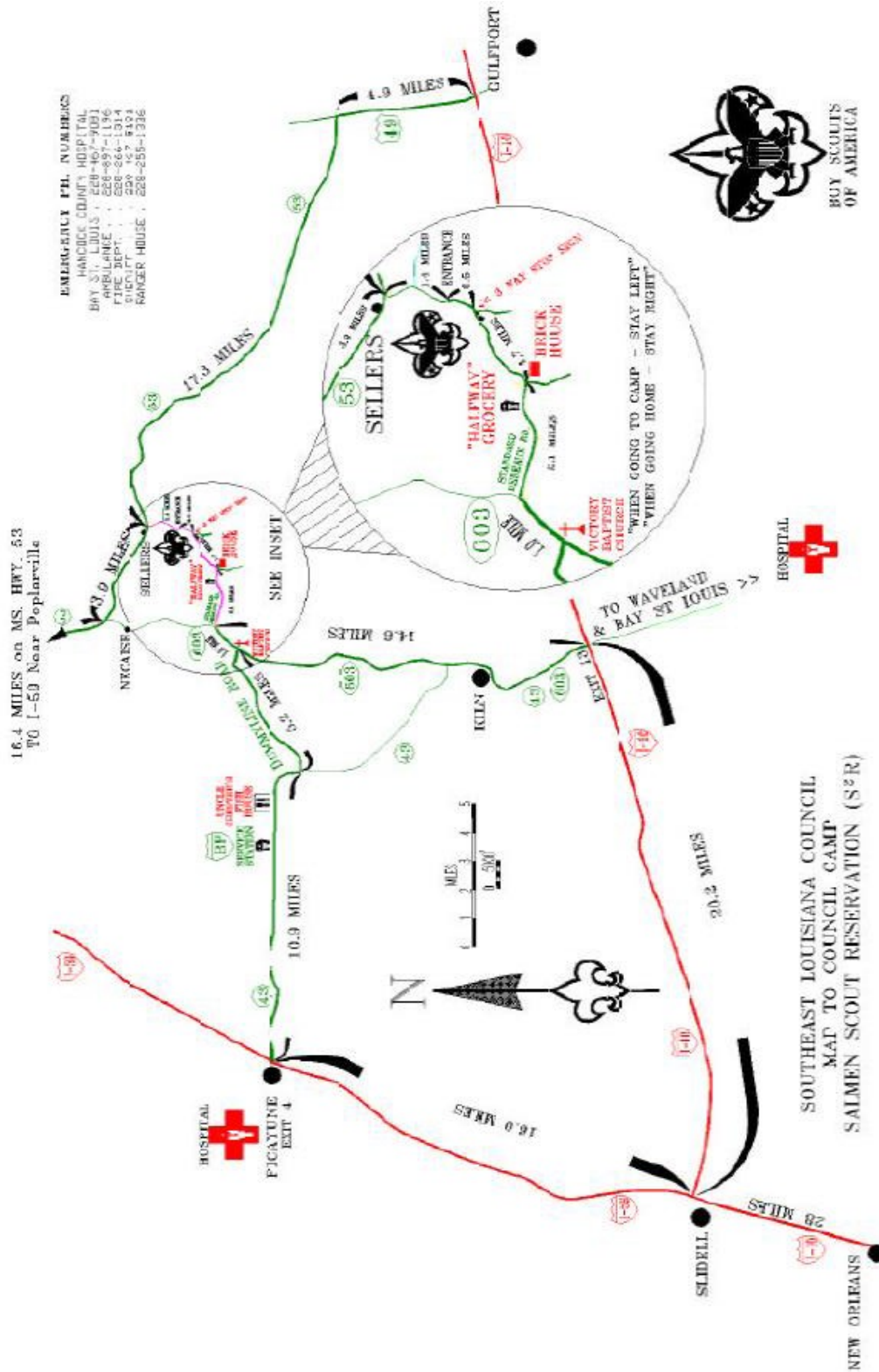


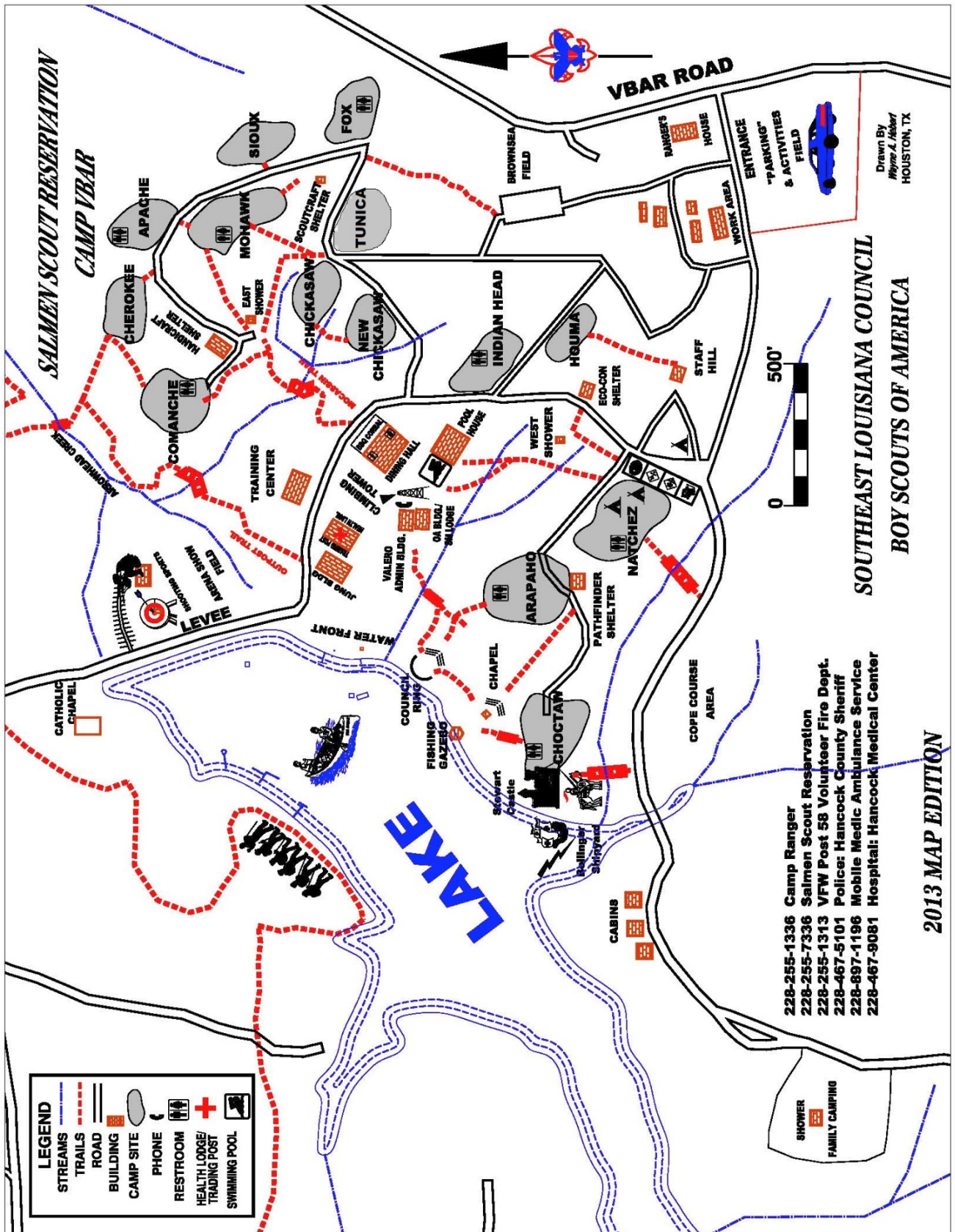
Note to Individual Cub Scout Families: We understand that this might be your first time coming to camp or even your first-time camping. Make sure to have a BSA Annual Health and Medical record filled out for **every participant**. You can download the form by going to www.scouting.org/health-and-safety/ahmr/ and scrolling down to the [Annual Health and Medical Record](#) and then clicking the section [All Scouting Events](#). It is okay to come without your pack and just bring your family or just bring your Cub Scout(s).

Families must camp together, and no other children are allowed to sleep in a tent with another family. Remember, you will have to carry your gear to your campsite so you might want to bring a wagon or trashcan on wheels. Have your flashlights ready in the car if arriving after dark. NO VEHICLES CAN DRIVE BACK TO CAMPSITES AFTER 7:30 p.m. Please wear shoes appropriate for walking on uneven ground.

UNIT EQUIPMENT LIST			
<input type="checkbox"/>	Lanterns (propane is best)		CAMPSITE ENTRANCE/ GATEWAY MATERIALS
<input type="checkbox"/>	Flashlights and extra batteries – light sticks are also fun and great for the littles	<input type="checkbox"/>	Pack / Troop / Crew sign (should include unit number)
<input type="checkbox"/>	Matches/lighters	<input type="checkbox"/>	Pack / Troop / Crew flag
<input type="checkbox"/>	Dining fly(s), poles, & stakes	<input type="checkbox"/>	U.S. Flag
<input type="checkbox"/>	Rope	<input type="checkbox"/>	Twine & poles for lashing
<input type="checkbox"/>	Tents (if you have them), poles & stakes (Most families bring their individual tents)		
<input type="checkbox"/>	Hammers & other hand tools		BULLETIN BOARD
<input type="checkbox"/>	5-gallon water jugs	<input type="checkbox"/>	Bulletin board (provided in campsite)
<input type="checkbox"/>	Ice chests with ice	<input type="checkbox"/>	Camp roster
<input type="checkbox"/>	Trash bags	<input type="checkbox"/>	Unit duty roster
<input type="checkbox"/>	Lockable storage container	<input type="checkbox"/>	
<input type="checkbox"/>	Unit first aid kit	<input type="checkbox"/>	Emergency procedures
<input type="checkbox"/>	Compass	<input type="checkbox"/>	Push pins, etc. For bulletin board
<input type="checkbox"/>	Shovels, rakes, hoes, bow saws	<input type="checkbox"/>	Fireguard chart
<input type="checkbox"/>	Rolls of surveyor's marking tape		
<input type="checkbox"/>	Lawn chairs		PAPERWORK
<input type="checkbox"/>	Wagon or Trashcan on wheels for hauling gear to campsite (optional)	<input type="checkbox"/>	Leader's guidebook
<input type="checkbox"/>	Cooking stoves & serving utensils (if cooking in campsite)	<input type="checkbox"/>	Medical forms
<input type="checkbox"/>	Either paper plates and plastic utensils or have every scout bring a mess kit	<input type="checkbox"/>	Parking Permit – Every vehicle must have one
	Bundles of firewood (if you are not collecting wood)	<input type="checkbox"/>	
		<input type="checkbox"/>	

Note to Packs & Cub Scout Families: If your pack is bringing a large group, please check with your pack leadership to see what they are bringing for everyone to use together. It is wise to have a meeting prior to Fall Encampment so you can figure out if you can drive up as a group, food plans, equipment on this list being shared by the pack, etc.





Check back
closer to the
event for
guidebook
and program
updates!